

Bed Bug Preparation Checklist

To ensure a successful program of Bed Bug eradication, the following measures should be completed by the Customer prior to Eco Elite Pest Control arriving at your location. Although preparation may be difficult, it is essential for effective treatment.

1. Wash all bed linens (sheets, blankets, pillow cases) in HOT water and dry with the HOT cycle. When transporting bed linens from the bedroom to the laundry room, we recommend using a sealed plastic bag. This will help ensure that you do not transport Bed Bugs from one room to another.
2. Remove drapes/curtains from infested rooms and launder in HOT water and dry with the HOT cycle. If they cannot be washed, we recommend having them dry-cleaned.
3. Empty dressers, closets, and cupboards of infested rooms and place into sealed plastic bags.
 - a. Any items that can be laundered should be washed in HOT water and dry on HOT. Do not return laundered items to infested room until Bed Bugs have been eradicated.
 - b. Items that cannot be laundered (books, electronics, etc.) should be left in sealed bags for our technicians to inspect.
4. Remove and discard all unnecessary boxes, papers, magazines and other similar items by placing them in a sealed plastic bag for disposal.
5. Move all furniture away from walls, including the bed.
6. Be prepared to pull carpet edges back from walls if required by the inspection.
7. Thoroughly vacuum all carpet and fabric-covered furniture and place contents of vacuum or vacuum bag in a sealed plastic bag for disposal.
 - a. Vacuum thoroughly mattress and box springs using a crevice attachment. Be sure to get all edges, seams, buttons, etc.
 - b. Vacuum shoes.
 - c. Vacuum closet shelves and inside drawers of dressers and nightstands.
 - d. Vacuum any couches that may be infested
 - e. Vacuum baseboards
8. Repeat vacuuming procedures daily until bed bugs are eradicated. We recommend discarding vacuum contents for at least two weeks.
9. If you stay in a separate location while the treatment is being done, do not take any luggage or clothing with you that have not been treated to kill any bed bugs or their eggs that may be on the items.
10. Do not throw away furniture! Many times we can eradicate Bed Bugs without requiring you to discard furniture. If you do choose to replace your furniture, please wait until Bed Bugs are eradicated so they do not infest new items.
11. Wash and dry everything you can that may be infested, such as couch coverings, stuffed animals, etc..
12. Infested rooms must be cleared of clutter for us to perform a complete Bed Bug service.



A Few Notes:

We STRONGLY RECOMMEND the purchase of mattress AND box spring encasements. There are many hiding spots in a bed and especially a box spring that we just cannot access. By using good quality mattress encasements, it will eliminate many Bed Bug harborage locations. We recommend leaving these encasement on for the life of the bed and box spring. You may purchase mattress encasements through Eco Elite Pest Control or through a third-party. We recommend the brand Protect-A-Bed as this brand is proven effective. Do not buy cheap encasements! Plan on spending at least \$50 - \$150 each. Again, we offer these encasements and generally at a much lower rate than you can find from a third-party. See the next page for our pricing.

Bed Bugs are very difficult to eradicate. After our first treatment you should see a dramatic decrease in Bed Bug activity; however, it is rare to completely eradicate them in one visit. The industry average is about five treatments to eradicate Bed Bugs. Please plan on 3 to 5 treatments to completely eradicate. Some places may require more than five treatments.

Throughout the years Bed Bugs have gained a resistance to certain pesticides. Because of this we may try different products and different methods depending on the circumstances. Our general treatment consists of using a steam machine, chemical application, Bed Bug monitors, slow-release fumigants, vacuuming, and other methods depending on the circumstances. Many times we will bag up

personal items in heavy-duty bags and apply a slow-release fumigant to them. Items in bags should remain there for a minimum of one-week, but we strongly suggest a period of two weeks. During that period, DO NOT open the bags. We may also cover couches and chairs in bags and do the same process. Often we will place glue boards or other monitoring devices to track how much current activity there is. Please do not move these.

A key to our success is you. Bed Bugs aren't like other bugs that travel from one house to another. More than likely you, or someone you know, brought them into your home. Pay close attention to how these bugs may have entered your home. For example, if you travel frequently, you may have picked them up from a hotel. One of the most common places people pick them up is at their place of work. Next time you're at work, do a careful inspection of your work environment to see if you can find evidence of Bed Bugs. It is also very possible that someone who frequently visits your home is bringing them in. Please take the necessary precautions to ensure that once we have started our treatments that you do not bring in more Bed Bugs to your home.

For a treatment schedule, we like to schedule your first follow-up visit two to three weeks after your initial treatment and then monthly treatments until the problem is eradicated. We will call you to schedule these treatments, but if you feel that you need a treatment sooner, please let us know and we'd be glad to accommodate this request.

Below is our current pricing for mattress and box spring encasements. If you are interested in ordering, please call or email us with what encasements you need. We do not carry these in stock and they must be ordered, so please allow 2 to 10 days for delivery. Generally we prefer to install encasements on the second service.

Protect-A-Bed <u>Mattress</u> Encasements				
Allerzip Terry Cloth				
Item #	Description	Depth	Dimensions	Price
101	Twin	9"	38x75x9	\$75
102	Twin	11"	38x75x11	\$75
103	Twin XL	9"	38x80x9	\$75
104	Twin XL	11"	38x80x11	\$75
105	Twin XL	13"	38x80x13	\$75
106	Full	9"	54x75x9	\$80
107	Full	11"	54x75x11	\$80
108	Full XL	13"	54x80x9	\$80
109	Queen	9"	60x80x9	\$85
110	Queen	11"	60x80x11	\$85
111	Queen	13"	60x80x13	\$85
112	King	9"	76x80x9	\$95
113	King	11"	76x80x11	\$95
114	King	13"	76x80x13	\$95
115	Hotel King	13"	72x80x13	\$95
116	Cal King	11"	72x84x11	\$100







Note: Depth generally stretches an additional 2" to 4"

Protect-A-Bed <u>Box Springs</u> Encasements			
Item #	Description	Dimensions	Price
117	Twin	38x75x9	\$40
118	Twin XL	38x79x9	\$40
119	Full	53x75x9	\$40
120	Full XL	53x80x9	\$40
121	Queen	60x80x9	\$45
122	King (2 Per Bed)	38x80x9	\$40
123	Cal King (2 Per Bed)	36x84x9	\$40

Bed Bug Statistics and Information:

- 82 is the number of confirmed Bed Bug infestation in NYC in 2004
- 4,084 is the number of confirmed Bed Bug infestation in NYC in 2009
- 30% of people do not feel Bed Bug bites
- A Bed Bug can live up to 550 days without food
- A female Bed Bug lays between 200 to 500 eggs during her lifetime
- Eggs hatch in about 10 days
- It takes 4 months for an egg to reach adult status
- Adult Bed Bugs live for about 10 months
- Bed Bugs only feed for about 5 to 10 minutes and then hide several days while digesting their meal
- Some people react immediately to Bed Bug bites, while others have no reaction. On average, it takes days for a Bed Bug bite to show itself.
- Bed Bugs are most active between 1 AM – 5 AM

How big is a Bed Bug?

-  First Stage Larva
 -  Second Stage Larva
 -  Third Stage Larva
 -  Fourth Stage Larva
 -  Fifth Stage Larva
 -  Adult
- (Actual Sizes)